


Exploring Two Uses Of Cover Crops

Forage Production



Cereal Rye
Fall - Spring

| Example Options | |
|------------------------|---------------|
| <u>Spring and Fall</u> | <u>Summer</u> |
| Cereal Rye | Sudangrass |
| Oats | Pearl Millet |
| Wheat | Sunflower |
| Triticale | Clovers |
| Clovers | Brassicas |
| Brassicas | |

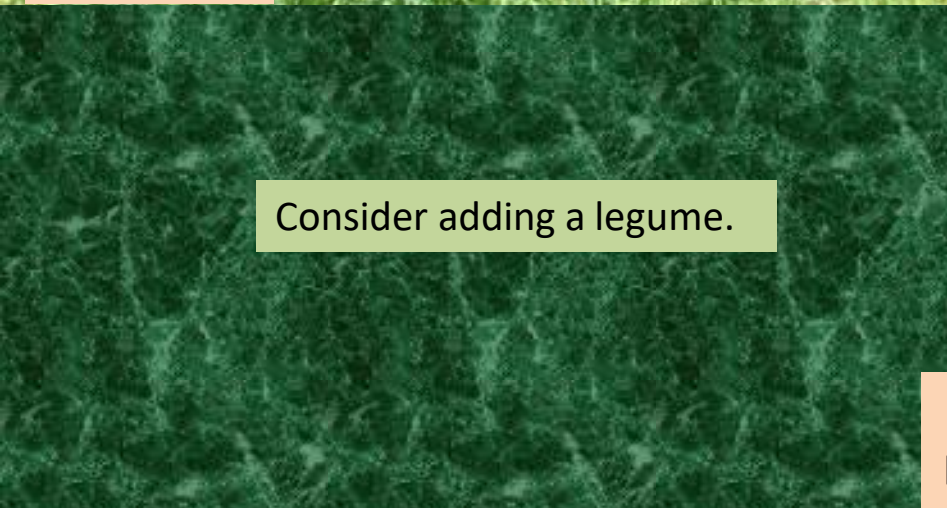



Warm Season Mix
Summer



Barley Hay
Summer

06/24/2013



Consider adding a legume.



Oat Hay
Early Summer

Keys To Success



Soil Test




Seed/Plant Recommended Mixes



Check Nitrate Levels Before Feeding



Mineral w/Bloat Guard
Fresh Water



Rotate Areas And Have Dry Hay
Available At All Times



Fill Cattle With Hay
Before Turning Out

Soil Health

Water Quality

Cover Crop / No-tilled Field



Bare / Conventional-tilled Field



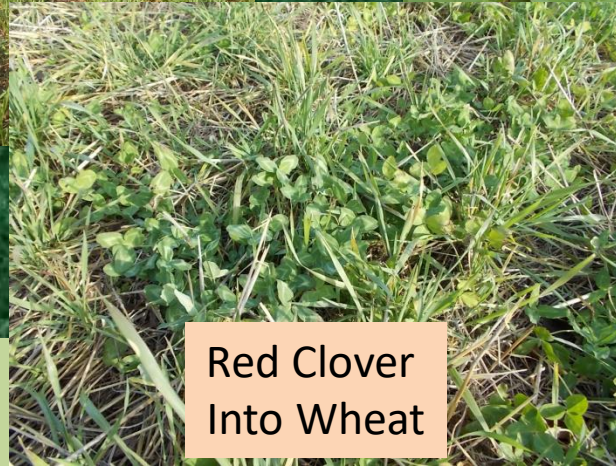
No-till
Cereal Rye



Turnip



Red Clover
Into Wheat



Radish



Cover crops can bridge the gap between cash crops to provide a continuous growing crop.

- For grazing
- Adds organic matter
- Improves soil tilth
- Fights weeds and pests
- Cycles nutrients
- Potential yield increase

Cover Crops Provide The Opportunity To Apply Less Nutrient



Presentation Developed By:

Dennis Brinkman

Technician

Shawnee County Conservation District